

Watermaid Europe, S.L. Pool Systems suppliers

Http://www.watermaid-europe.com Email: info@watermaid-europe.com

Remember your Code No: Here: _____ *From the back of the key fob remote control*

Features:

- Wireless control, easy to install.
- Control Lights, TV's, Motors, Fans, Cameras, Video signals, Audio signals, Electric Doors/ Locks/ Windows/ Curtains/ Cars or Other Appliances with voltage AC 200~240V / 100~240V.
- You can turn on/off the receiver with transmitter (remote control) from anywhere within range, the wireless signal can pass through walls, floors and doors.
- Reliable control: The transmitter (Encoding) and the receiver (Decoding) use an 8-bit code.
- One/several transmitters can control one/several receivers.
- If you use two or more receivers in same place, you can set them with different codes.
- Transmitting Frequency: 315MHz / 433MHz.

Operation for S2T-AC220 / 110:

- Control Mode: Toggle (Press = On, Press again = Off)
- Use 2 button remote controller: C-2/ C-2-1
- 1) Press button 1: Turn on relay 1, terminals 3 and 4 output AC power.
- 2) Press button 1 again: Turn off relay 1, terminals 3 and 4 no output.
- 3) Press button 2: Turn on relay 2, terminals 3 and 5 output AC power.
- 4) Press button 2 again: Turn off relay 2, terminals 3 and 5 no output.

Receiver:

- Model No.: S2-AC220 / 110
- Channel: 2 CH
- Decode: Fixed code, Soldering
- Power Supply (Operating Voltage): AC 200~240V / AC 100~240V
- Relay contacts: 20A/125VAC or 10A / 250VAC
- Work Voltage Range of Relay: AC 200~240V / AC 100~240V
- Receiver Board Size: 80mm x 35mm x 14mm
- Receiver Box Size: 100mm x 40mm x 24mm

Remote Control:

Control Mode: Toggle (Press = **On**; Press again = **Off**)

Description:

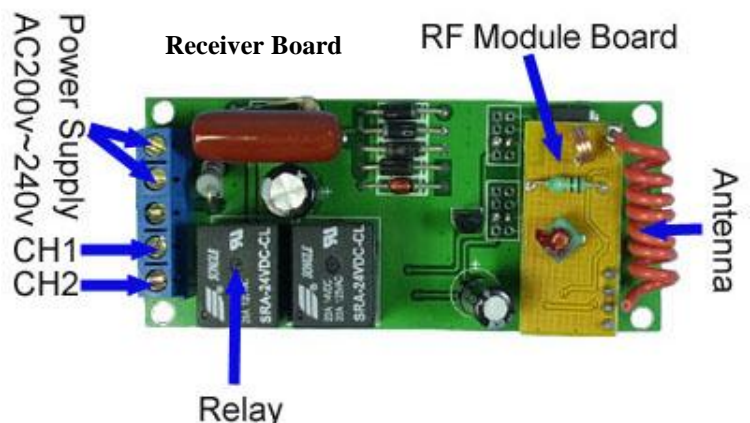
- Dimension: 58mm x 39mm x 16mm
- Frequency: 315MHz / 433MHz
- Remote Control Distance: 100m / 300ft
- Color: Wood Color
- Encode: Fixed code, Soldering
- Antenna: With antenna
- Channels x 2
- Power Supply: 1 x 23A -12V battery up to 12 months use



Remote control



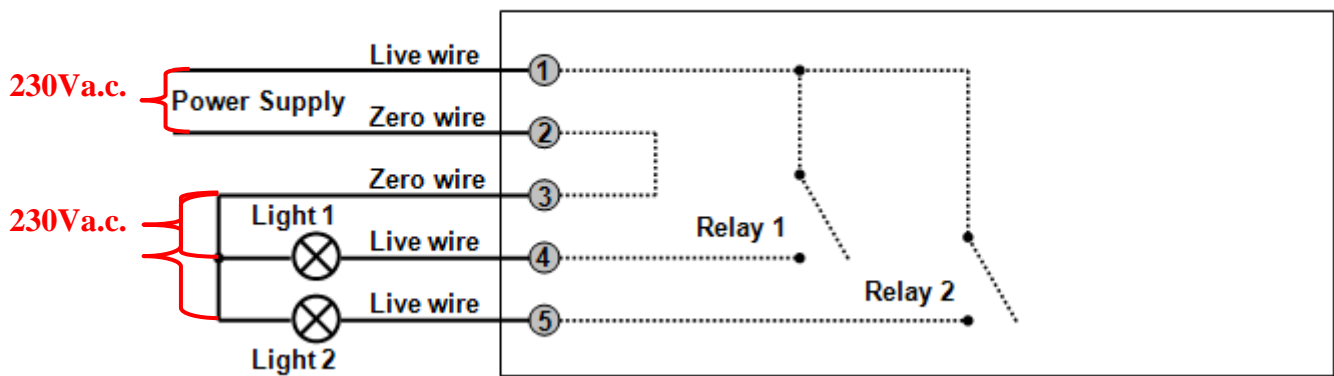
Receiver Box



Pictures are not shown to scale

Circuit Connections

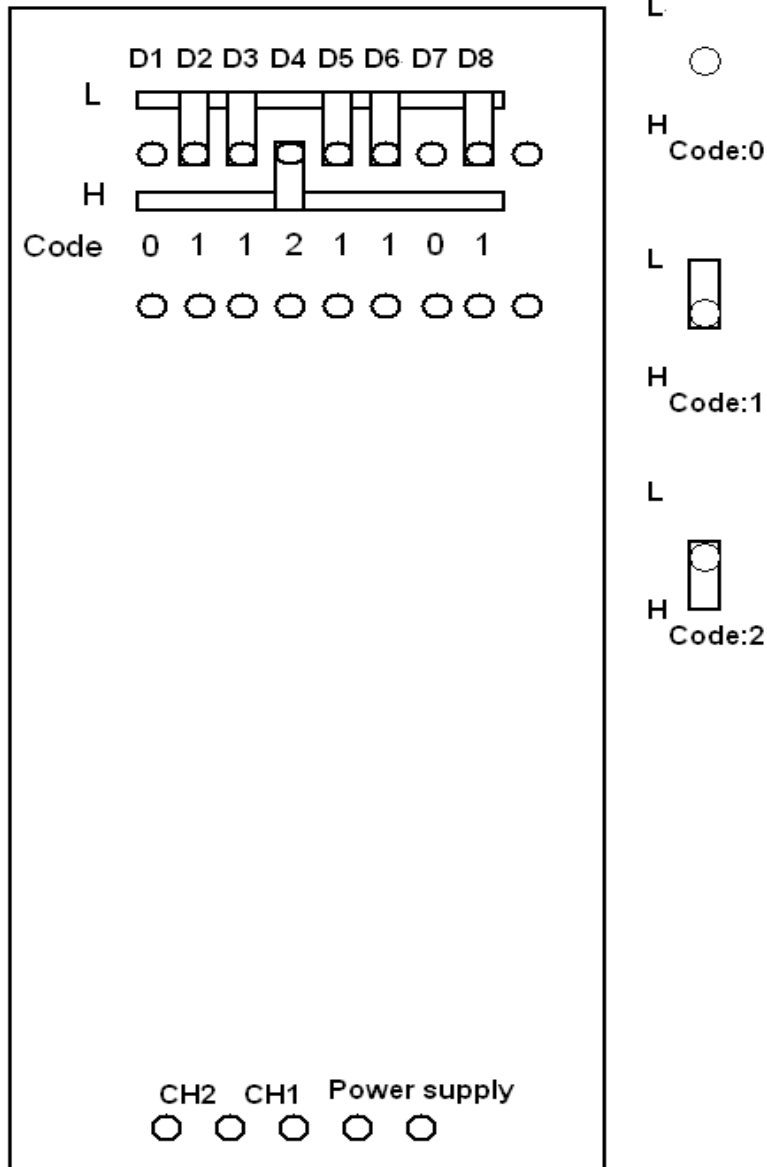
Interior Analog Circuit

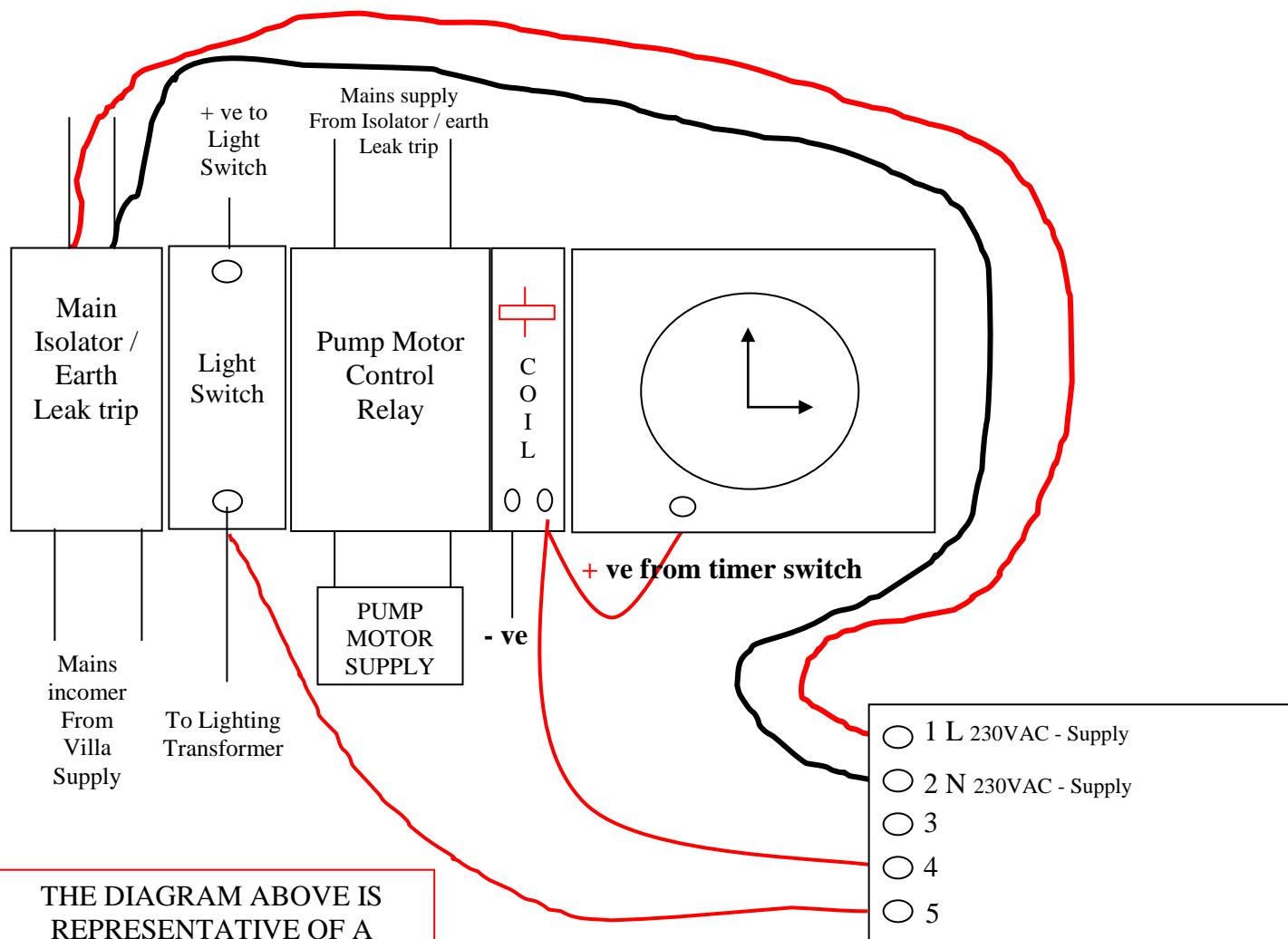


Only connect as per the diagram above Ensure suitable fuse or circuit breaker is in circuit

If you have any doubts or concerns regarding the diagram above consult a qualified electrician or your supplier

**Receiver Board
S2-AC220**





THE DIAGRAM ABOVE IS REPRESENTATIVE OF A TYPICAL SWIMMING POOL ELECTRICAL CONTROL BOX

There may be variations in components used by different pool control box suppliers

IF IN DOUBT ASK

IF YOU ARE IN ANY DOUBT PLEASE CONTACT:

“WATERMAID EUROPE S.L.” OR A QUALIFIED ELECTRICIAN

IMPORTANT NOTE:

The remote control relay to switch the filtration pump must only be used to switch the pump relay, electrical motors have a very high current demand for a fraction of a second when first switched on, this high current may cause serious damage to the remote control receiver relay.

Watermaid Europe S.L - Registered Address:.

Apt. 1285, Calle Azaleas 650, Urb. Camposol, Mazarrón 30875 Murcia.

Telephone: (00 34) 636 698 501 – 646 705 088